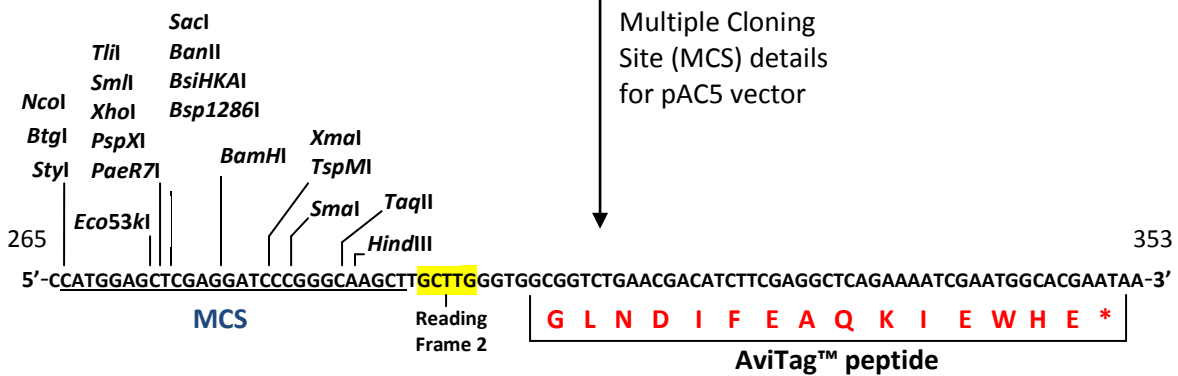
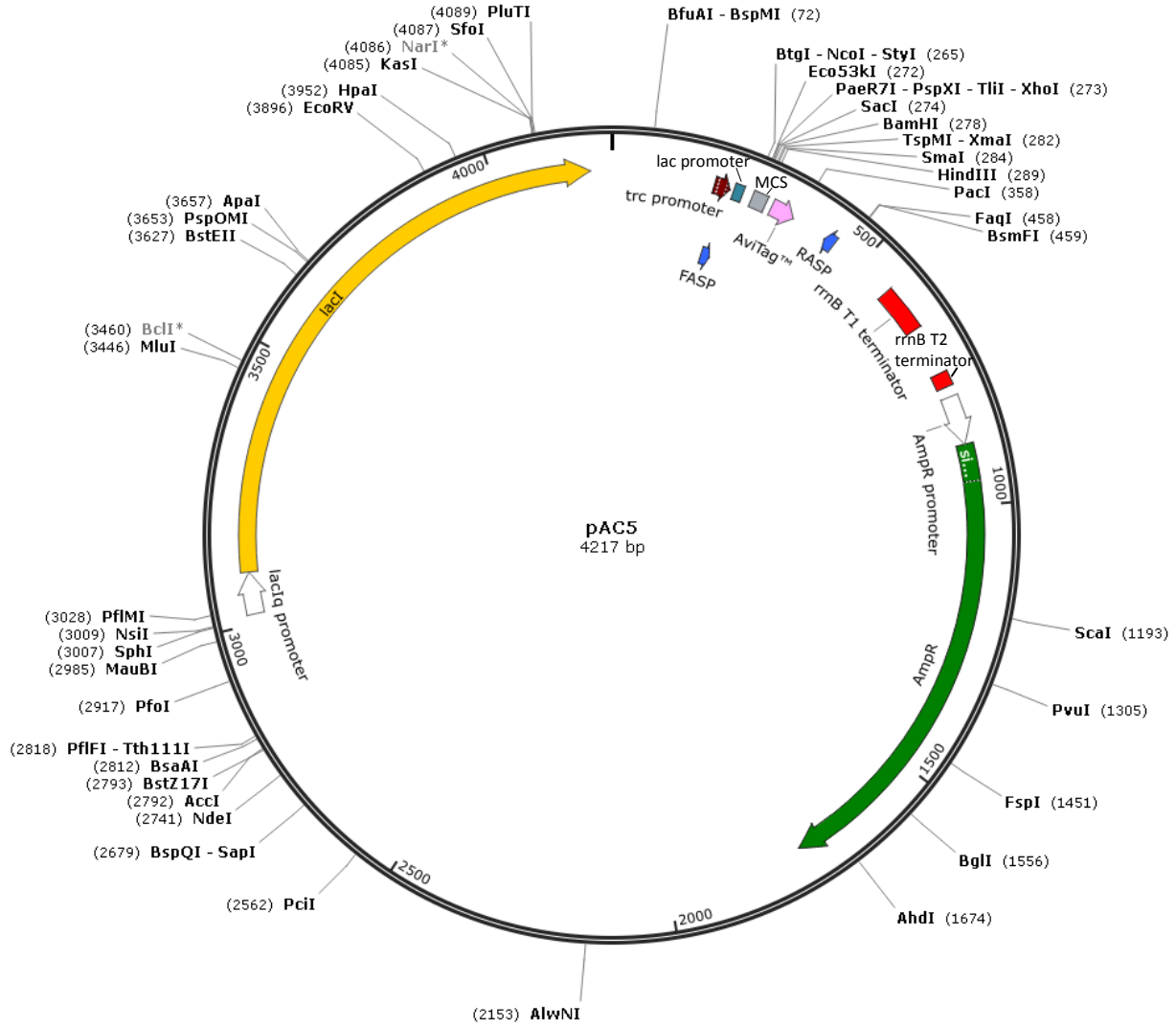




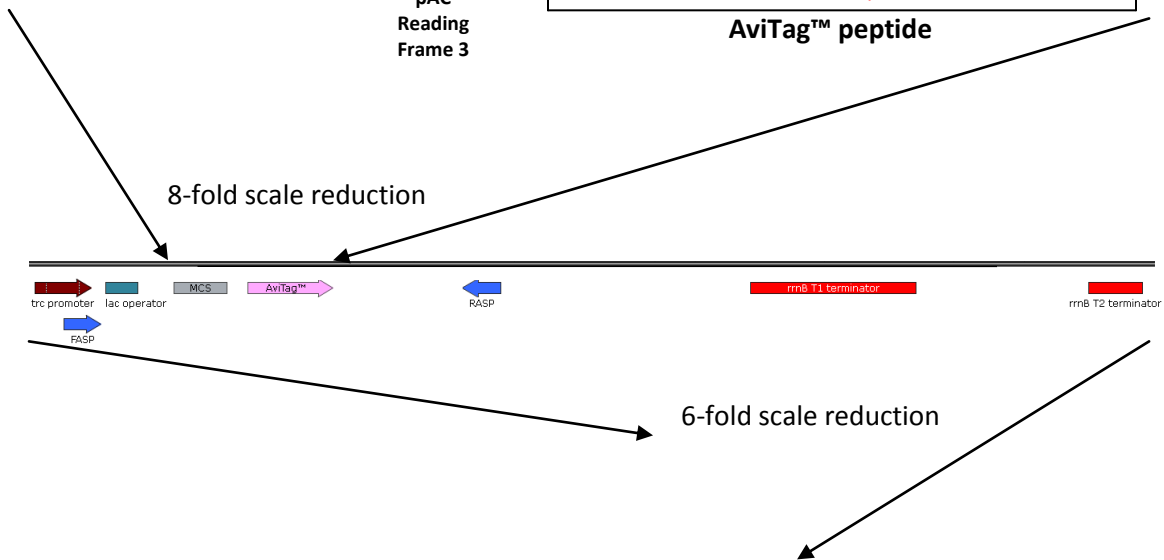
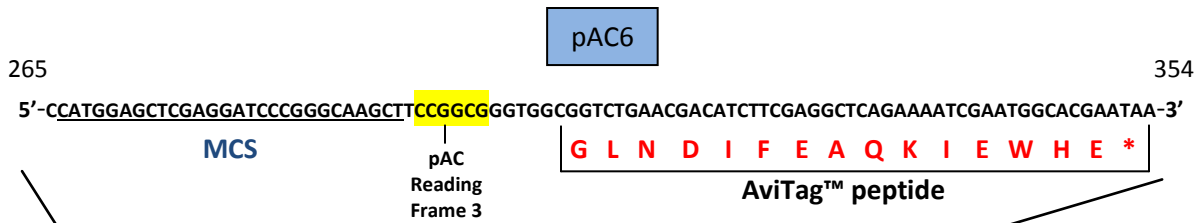
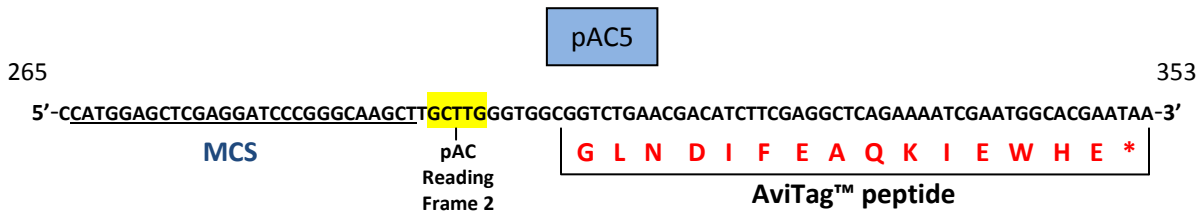
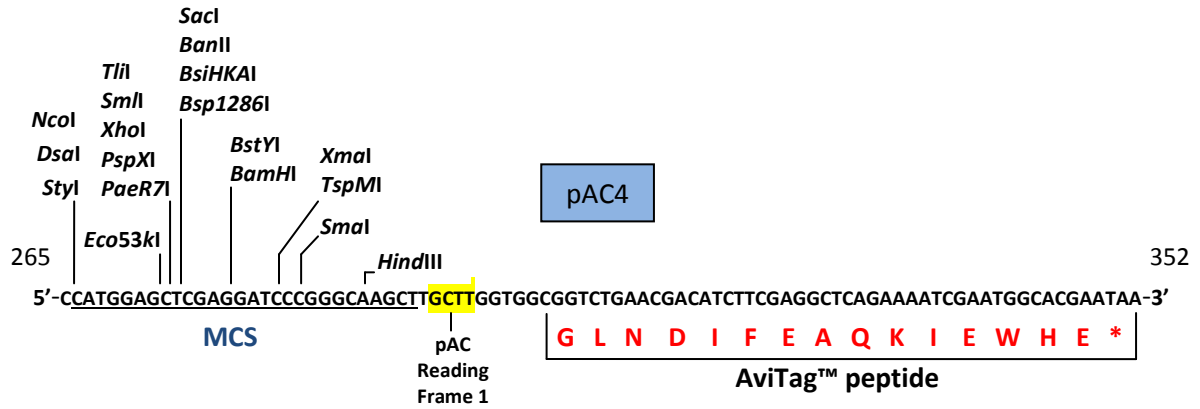
pAC5 AviTag™ Vector





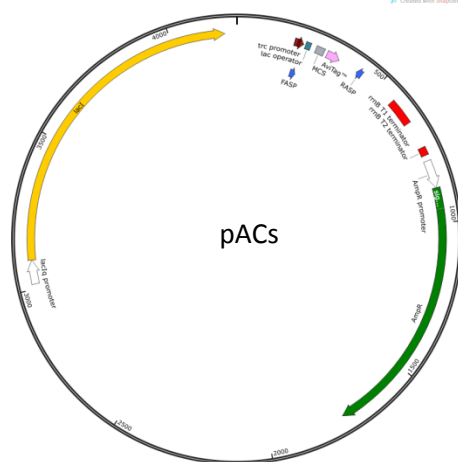
pAC5 AviTag™ Vector

pAC Vectors Comparison





pAC5 AviTag™ Vector



pAC5 Nucleotide Sequence

- AviTag start 297-353
- Ptrc promoter start 195-214
- rrnB T1 terminator start 560-603
- rrnB T2 terminator start 735-762
- beta-lactamase start 887-1744
- lacIQ start 3219-4175
- FASP primer 208-227
- RASP primer 419-438 C'

```

GTTTGACAGCTTATCATCGACTGCACGGTGCACCAATGCTTCTGGCGTCAGGCAGCCATC      60
GGAAGCTGTGGTATGGCTGTGCAGGTCGTAATCACTGCATAATTCGTGTCGCTCAAGGC      120
GCACTCCCCTTCTGGATAATGTTTTTTCGCGCCGACATCATAACGGTTCTGGCAAATATTC      180
TGAAATGAGCTGTTGACAATTAATCATCCGGCTCGTATAATGTGTGGAATTGTGAGCGGA      240
TAACAATTTACACAGGAAACAGACCATGGAGCTCGAGGATCCCGGGCAAGCTTGCTTGG      300
GTGGCGGTCTGAACGACATCTTCGAGGCTCAGAAAATCGAATGGCACGAATAATTAATTA      360
AGAGCTTGGCTGTTTTGGCGGATGAGAGAAGATTTTCAGCCTGATACAGATTAATCAGA      420
ACGCAGAAGCGGTCTGATAAAACAGAATTTGCTGGCGGCAGTAGCGCGGTGGTCCCACC      480
TGACCCCATGCCGAACCTCAGAAGTGAAACGCCGTAGCGCCGATGGTAGTGTGGGGTCTCC      540
CCATGCGAGAGTAGGGAACTGCCAGGCATCAAATAAAACGAAAGGCTCAGTCGAAAGACT      600
GGGCCTTTCGTTTTATCTGTTGTTTGTGCGGTGAACGCTCTCCTGAGTAGGACAAATCCGC      660
CGGGAGCGGATTTGAACGTTGCGAAGCAACGGCCCGGAGGGTGGCGGGCAGGACGCCCGC      720
CATAAACTGCCAGGCATCAAATTAAGCAGAAGGCCATCCTGACGGATGGCCTTTTTGCGT      780
TTCTACAAACTCTTTTTGTTATTTTTCTAAATACATTCAAATATGTATCCGCTCATGAG      840
ACAATAACCCTGATAAATGCTTCAATAATATTGAAAAAGGAAGAGTATGAGTATTCAACA      900
TTCCGTGTCGCCCTTATCCCTTTTTTTCGCGCATTTTGCCTTCTGTTTTTGTCCACC      960
AGAAACGCTGGTGAAGTAAAAGATGCTGAAGATCAGTTGGGTGCACGAGTGGGTTACAT      1020
CGAACTGGATCTCAACAGCGGTAAGATCCTTGAGAGTTTTCGCCCCGAAGAAGTTTTCC      1080
AATGATGAGCACTTTTAAAGTTCTGCTATGTGGCGCGGTATTATCCCGTGTGACGCCGG      1140
GCAAGAGCAACTCGGTGCGCCGCATACACTATTCTCAGAATGACTTGGTTGAGTACTACC      1200
AGTCACAGAAAAGCATCTTACGGATGGCATGACAGTAAGAGAATTATGCAGTGCTGCCAT      1260

```



AVIDITY

pAC5 AviTag™ Vector

AACCATGAGTGATAAACTGCGGCCAACTTACTTCTGACAACGATCGGAGGACCGAAGGA	1320
GCTAACCGCTTTTTGCACAACATGGGGGATCATGTAACCTCGCCTTGATCGTTGGAACC	1380
GGAGCTGAATGAAGCCATACCAAACGACGAGCGTGACACCACGATGCCTACAGCAATGGC	1440
AACAACGTTGCGCAAATACTTAACTGGCGAACTACTTACTCTAGCTTCCCGCAACAATT	1500
AATAGACTGGATGGAGGCGGATAAAGTTGCAGGACCACTTCTGCGCTCGGCCCTCCGGC	1560
TGGCTGGTTTATTGCTGATAAATCTGGAGCCGGTGAGCGTGGGTCTCGCGGTATCATTGC	1620
AGCACTGGGGCCAGATGGTAAGCCCTCCCGTATCGTAGTTATCTACACGACGGGGAGTCA	1680
GGCAACTATGGATGAACGAAATAGACAGATCGCTGAGATAGGTGCCTCACTGATTAAGCA	1740
TTGGTAACTGTCAGACCAAGTTTACTCATATATACTTTAGATTGATTTAAAACCTCATT	1800
TTAATTTAAAAGGATCTAGGTGAAGATCCTTTTTGATAATCTCATGACCAAAATCCCTTA	1860
ACGTGAGTTTTCTTCCACTGAGCGTCAGACCCCGTAGAAAAGATCAAAGGATCTTCTTG	1920
AGATCCTTTTTCTGCGCGTAATCTGCTGCTTGCAAACAAAAAACACCGCTACCAGC	1980
GGTGGTTTGTGGCCGATCAAGAGCTACCAACTCTTTTTCCGAAGGTAACCTGGCTTCAG	2040
CAGAGCGCAGATACCAAATACTGTCTTCTAGTGTAGCCGTAGTTAGGCCACCACTTCAA	2100
GAACCTGTAGCACCGCTACATACCTCGCTCTGCTAATCCTGTTACCAGTGGCTGCTGC	2160
CAGTGGCGATAAGTCGTGTCTTACCGGGTTGGACTCAAGACGATAGTTACCGGATAAGGC	2220
GCAGCGTCCGGCTGAACGGGGGGTTCGTGCACACAGCCCAGCTTGGAGCGAACGACCTA	2280
CACCGAACTGAGATACCTACAGCGTGAGCTATGAGAAAGCGCCACGCTTCCGAAGGGAG	2340
AAAGGCGGACAGGTATCCGGTAAGCGGCAGGGTCGGAACAGGAGAGCGCACGAGGGAGCT	2400
TCCAGGGGAAACGCCTGGTATCTTTATAGTCTGTCCGGTTTCGCCACCTCTGACTTGA	2460
GCGTCGATTTTTGTGATGCTCGTCAGGGGGGCGGAGCCTATGGAAAACGCCAGCAACGC	2520
GGCCTTTTTACGGTTCCTGGCCTTTTGTGCTGCTTTTGTGCTCACATGTTCTTCTGCGTT	2580
ATCCCTGATTCTGTGGATAACCGTATTACCGCCTTTGAGTGAGCTGATACCGCTCGCCG	2640
CAGCCGAACGACCGAGCGCAGCGAGTCAGTGAGCGAGGAAGCGGAAGAGCGCCTGATGCG	2700
GTATTTTCTCCTTACGCATCTGTGCGGTATTTACACCGCATATGGTGCCTCTCAGTAC	2760
AATCTGCTCTGATGCCCATAGTTAAGCCAGTATACACTCCGCTATCGCTACGTGACTGG	2820
GTCATGGCTGCGCCCCGACACCCGCCAACACCCGCTGACGCGCCCTGACGGGCTTGTCTG	2880
CTCCCGCATCCGCTTACAGACAAGCTGTGACCGTCTCCGGGAGCTGCATGTGTCAGAGG	2940
TTTTACCGTCATACCGAAACGCGCGAGGCAGCAGATCAATTCGCGCGGAAGGCGAAG	3000
CGGCATGCATTTACGTTGACACCATCGAATGGTGCAAACCTTTCCGCGTATGGCATGAT	3060
AGCGCCCGGAAGAGAGTCAATTCAGGGTGGTGAATGTGAAACCAGTAACGTTATACGATG	3120
TCGCAGAGTATGCCGGTGTCTTATCAGACCGTTTCCCGCGTGGTGAACCAGGCCAGCC	3180
ACGTTTCTGCGAAAACGCGGGAAAAGTGGAAGCGGCGATGGCGGAGCTGAATTACATTC	3240
CCAACCGCGTGGCACAACAACCTGGCGGGCAAACAGTCGTTGCTGATTGGCGTTGCCACCT	3300
CCAGTCTGGCCCTGCACGCGCCGTCGCAAATTGTCGCGGCGATTAAATCTCGCGCCGATC	3360
AACTGGGTGCCAGCGTGGTGGTGTGATGGTAGAACGAAGCGGCGTGAAGCCTGTAAAG	3420
CGGCGGTGCACAATCTTCTCGCGAACGCGTCAGTGGGCTGATCATTAACTATCCGCTGG	3480
ATGACCAGGATGCCATTGCTGTGGAAGCTGCCTGACTAATGTTCCGGCGTTATTTCTTG	3540
ATGTCTTGACCAGACCCCATCAACAGTATTATTTTCTCCCATGAAGACGGTACGCGAC	3600
TGGGCGTGGAGCATCTGGTTCGATTGGGTACCAGCAAATCGCGCTGTTAGCGGGCCCAT	3660
TAAGTTCTGTCTCGGCGGTCTGCGTCTGGCTGGCTGGCATAAATATCTCACTCGCAATC	3720
AAATTCAGCCGATAGCGGAACGGGAAGGCGACTGGAGTGCCATGTCGGTTTTCAACAAA	3780
CCATGCAAATGCTGAATGAGGGCATCGTCCCACTGCGATGCTGGTTGCCAACGATCAGA	3840



AVIDITY

pAC5 AviTag™ Vector

TGGCGCTGGGCGCAATGCGCGCCATTACCGAGTCCGGGCTGCGCGTTGGTGCGGATATCT	3900
CGGTAGTGGGATACGACGATACCGAAGACAGCTCATGTTATATCCCGCCGTTAACCACCA	3960
TCAAACAGGATTTTCGCCTGCTGGGGCAAACCAGCGTGGACCGCTTGCTGCAACTCTCTC	4020
AGGGCCAGGCGGTGAAGGGCAATCAGCTGTTGCCGTCTCACTGGTGAAAAGAAAAACCA	4080
CCCTGGCGCCAATACGCAAACCGCCTCTCCCGCGCGTTGGCCGATTCAATTAATGCAGC	4140
TGGCACGACAGGTTCCCGACTGGAAAGCGGGCAGTGAGCGCAACGCAATTAATGTGAGT	4200
TAGCGCGAATTGATCTG	